

1. Enter your 'Login ID' and 'Password'.
2. Select 'Login'.

Fidelity
BANK

Login ID
jqsmith

Password
.....

Remember me

Log In

Enroll in Online Banking

Contact Us | Privacy Policy | Forgot Your Username | Forgot Your Password

3. Select the target to where you would like to have a secure access code delivered.

Fidelity
BANK

Please select a target:

I have a Secure Access Code

Text me : (XXX) XXX-3135


Text me : (XXX) XXX-3837

Call me : (XXX) XXX-7497

Back

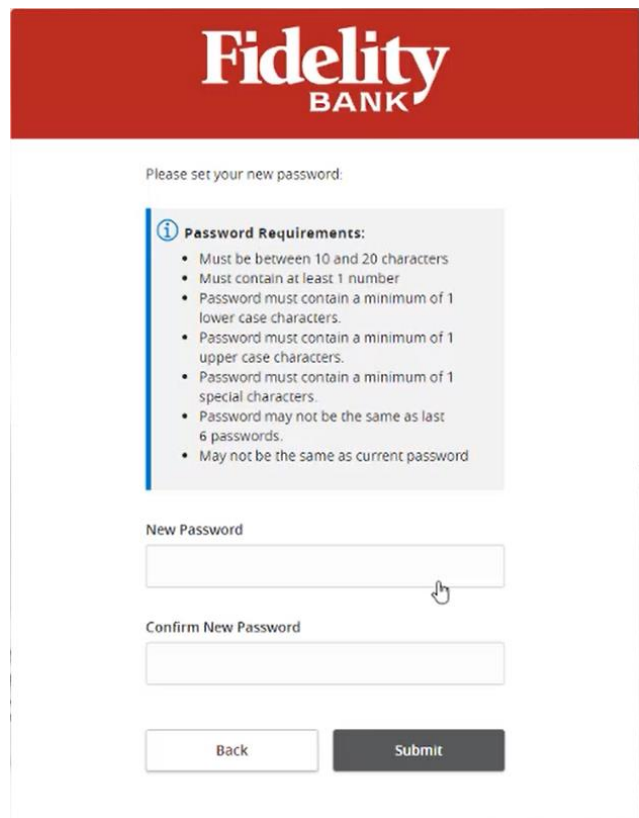
For further assistance, please call customer service:
Fidelity Bank - 800.658.1637
Oklahoma Fidelity Bank - 800.757.0464

4. Enter the secure access code in the box once it has been received.
5. Select 'Submit'.



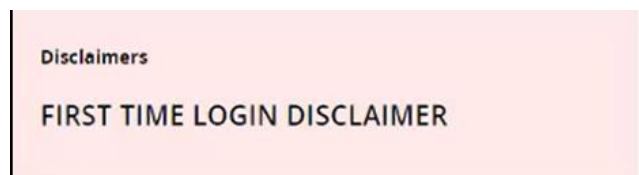
The screenshot shows the Fidelity Bank login interface. At the top is the Fidelity BANK logo in white on a red background. Below the logo, the text "Enter your Secure Access Code" is centered. A text input field with a blue border contains the placeholder text "Secure Access Code" and a cursor. Below the input field are two buttons: "Back" and "Submit".

6. Enter your new password twice for validation.
7. Select 'Submit'.



The screenshot shows the Fidelity Bank password creation interface. At the top is the Fidelity BANK logo in white on a red background. Below the logo, the text "Please set your new password:" is centered. A grey box with a blue border contains the "Password Requirements:" section, which includes a list of requirements: "Must be between 10 and 20 characters", "Must contain at least 1 number", "Password must contain a minimum of 1 lower case characters.", "Password must contain a minimum of 1 upper case characters.", "Password must contain a minimum of 1 special characters.", "Password may not be the same as last 6 passwords.", and "May not be the same as current password". Below the requirements are two text input fields: "New Password" and "Confirm New Password". Below the input fields are two buttons: "Back" and "Submit".

8. Read the 'First Time Login Disclaimer'. Scroll to the bottom of the screen to accept.




The screenshot shows a pink background with the text "Disclaimers" in bold black font at the top left. Below it, the text "FIRST TIME LOGIN DISCLAIMER" is displayed in bold black font.

For further assistance, please call customer service:
Fidelity Bank - 800.658.1637
Oklahoma Fidelity Bank - 800.757.0464

9. Select the appropriate registration option.

Are you at a private computer that you will use regularly to access online banking? If so, we can register your browser for future access. If you are at a public computer, select 'Do Not Register Device' and this computer will not be registered.

Note: To register your computer, we will place a Secure Token in your browser. Your PC must be configured to accept 'cookies' from this site. The next time you log on, you will only need to enter your User ID and password. The number of allowable registrations may be limited for the security of your account.



For further assistance, please call customer service:
Fidelity Bank - 800.658.1637
Oklahoma Fidelity Bank - 800.757.0464